

MULTISITE **MONITOR**

GET THE FULL PERFORMANCE PICTURE
FROM ALL YOUR SITES

DO YOU HAVE THE **TOOLS** TO DISCOVER WHY YOUR SITES ARE UNDERPERFORMING?

Eltek's MultiSite Monitor provides the ability to monitor multiple telecom sites anywhere from a remote client PC, as long as the sites are networked. MultiSite Monitor collects and presents critical site information from across your entire network so you can optimize performance and reduce the number of site visits.

GET THE FULL PICTURE

MultiSite Monitor is a software tool that monitors Eltek controllers* within your network of hybrid telecom power sites that are configured to use several energy sources (solar, wind, diesel, grid). It collects and analyzes enormous amounts of performance data from all your sites and immediately presents the current status, useful statistics and performance vs your specified KPIs on your computer in a visual, easy-to-understand manner.

REDUCE SITE VISITS TO A MINIMUM

Once a problem has been identified and defined then the correct tools and spare parts can be collected and the site visited only once in order to solve the issues. No need for costly and time-consuming re-visits.

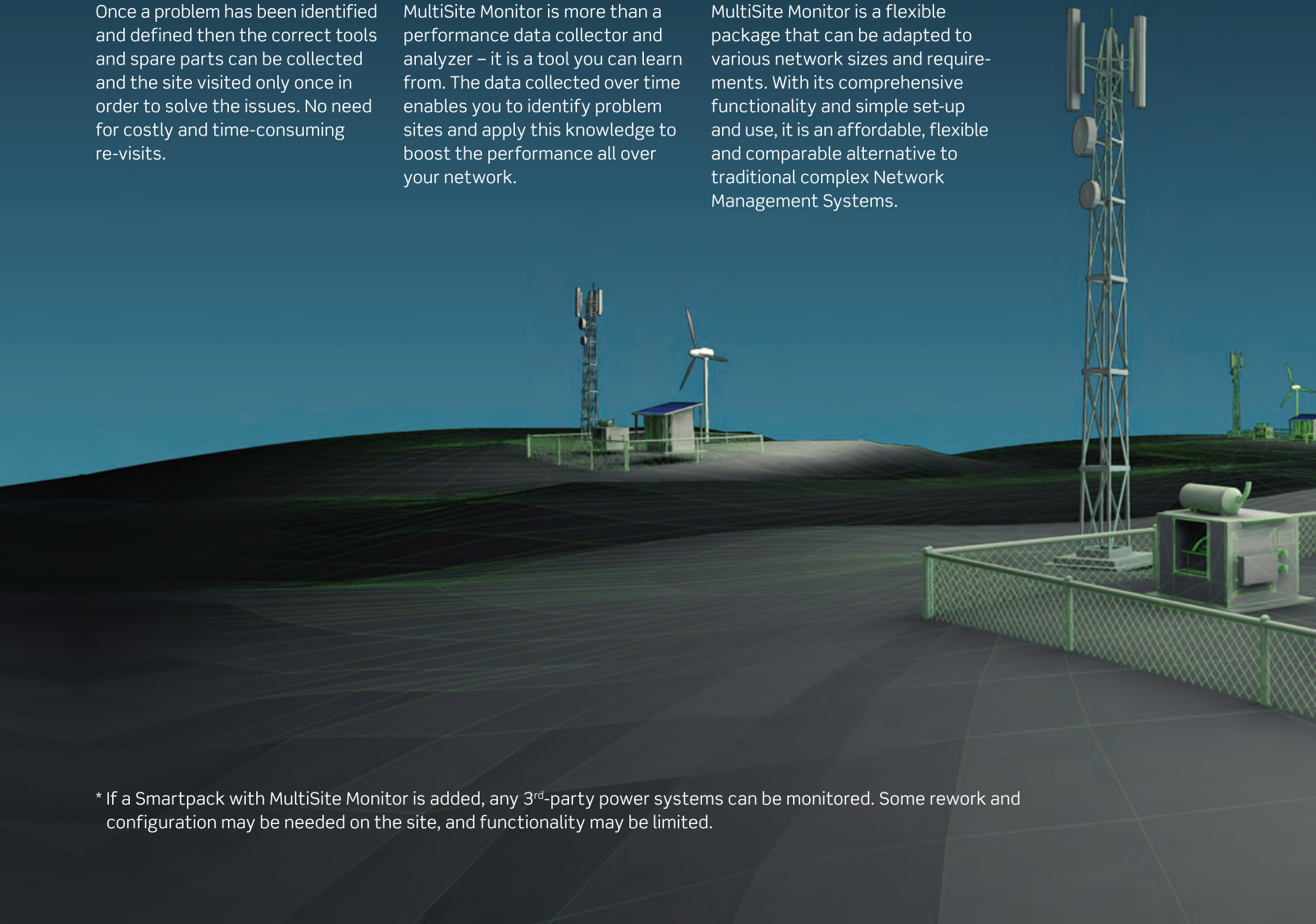
OPTIMIZE YOUR ENTIRE NETWORK

MultiSite Monitor is more than a performance data collector and analyzer – it is a tool you can learn from. The data collected over time enables you to identify problem sites and apply this knowledge to boost the performance all over your network.

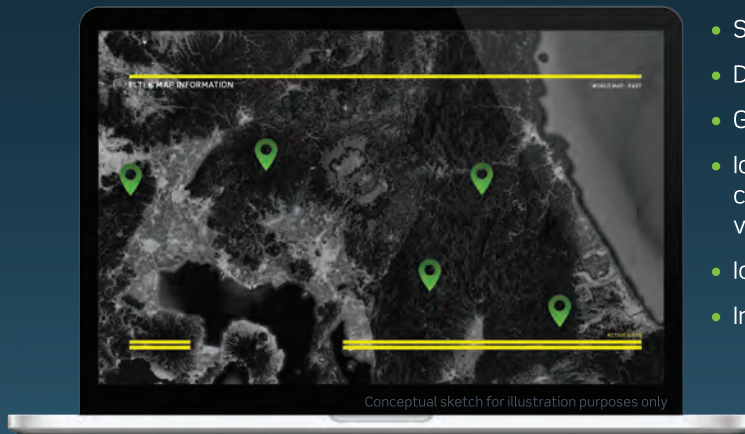
AFFORDABLE AND FLEXIBLE

MultiSite Monitor is a flexible package that can be adapted to various network sizes and requirements. With its comprehensive functionality and simple set-up and use, it is an affordable, flexible and comparable alternative to traditional complex Network Management Systems.


* If a Smartpack with MultiSite Monitor is added, any 3rd-party power systems can be monitored. Some rework and configuration may be needed on the site, and functionality may be limited.



Are you managing your sites, or just chasing alarms?
Do you suspect problems that hold back performance, and
spend too much time on site visits to find out what they are?
MultiSite Monitor helps you maximize return on investment by
detecting issues that affect performance:



- System bottlenecks or over-investments
- Diesel usage patterns
- Generator run-time patterns and efficiency
- Identification of underperforming sites by comparing site vs site, site vs group, and group vs group
- Identification of defect batteries
- Inefficient cooling settings



MULTISITE MONITOR AT WORK

THE STATISTICS VIEW HELPS VISUALIZE ISSUES IN ORDER TO ANSWER SUCH QUESTIONS AS:

- How much of the energy generated was green?
- Are my batteries healthy and providing sufficient backup time?
- Is my ratio of energy used on cooling reasonable?
- Which sites are in alarm mode and for how long?



Statistics view IS DIESEL BEING STOLEN?

These graphs show that on the 15th of April, diesel consumption increased drastically at a time when the generator was not running. The same thing happens about every third week. A strong indication that a regular visitor removes diesel from the site.



Statistics view

DISCOVER A SHADING PROBLEM

This screen shows that PV generation drops significantly around the same time – every day. This indicates a shading problem – so you can go out and cut that tree that has grown to high.



Statistics view

IDENTIFY YOUR PROBLEM SITES

From this view you can get alarm and warning data for the particular site you are looking at, including how long the site has been in alarm/warning/offline mode and the total time in alarm mode since start-up. It also shows a "worst 10" ranking of sites with the poorest alarm records. From here you can also access any site in alarm to find the details that enables you to solve the issue.

KPI - view

DOES PERFORMANCE MATCH TARGETS?




The KPI overview shows the performance of selected indicators, measured against set targets. You can customize the KPI view with little effort to match your specific needs through an easy-to-use template.

Network status view

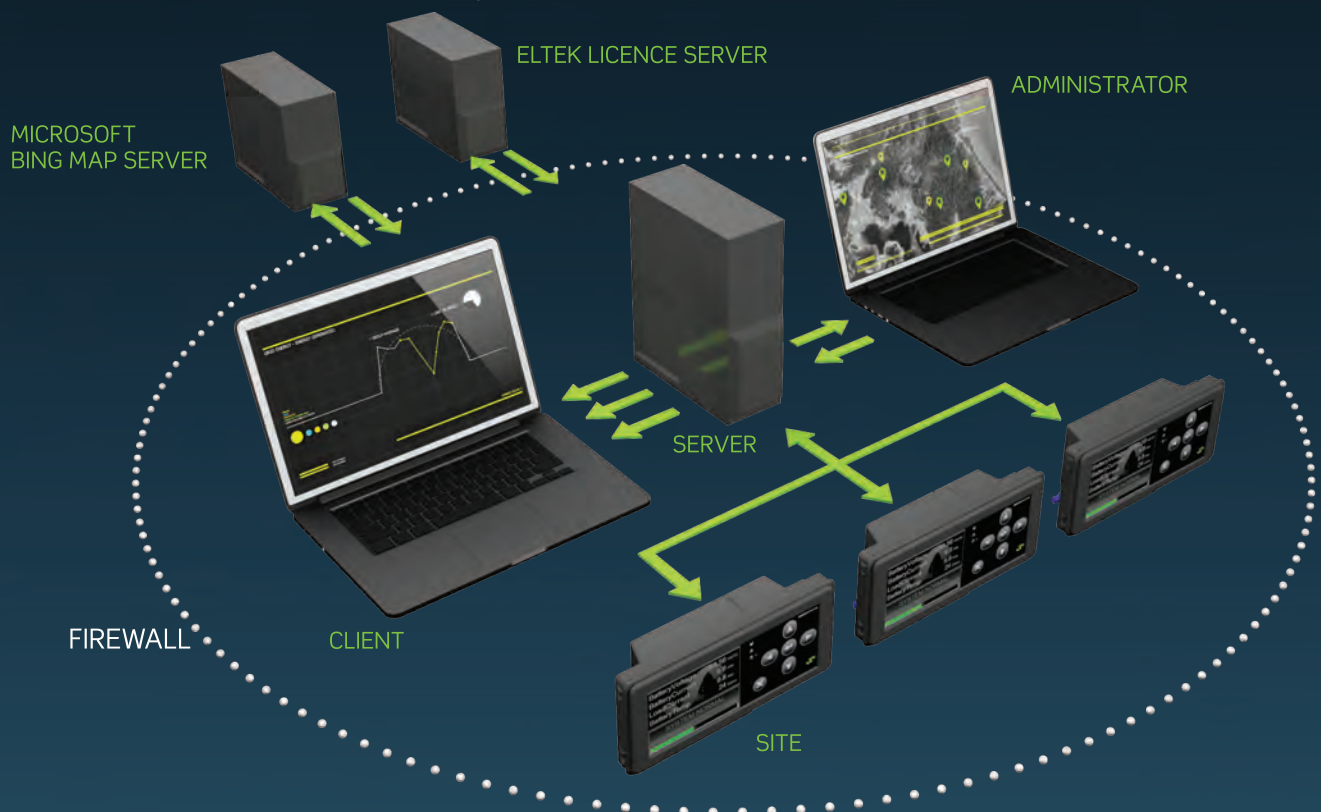
CURRENT STATUS AT A GLANCE

Through an embedded map service, the MultiSite Monitor provides the operator with a map of all sites in the network and the top-level network status. This includes information such as the number of sites connected to the MultiSite Monitor server, the number of connected sites that are offline/not responding to the server and the number of sites with alarm status, as well as the total solar energy produced during the last 24 hours.



THE MULTISITE MONITOR TECHNICAL INFRASTRUCTURE

A dedicated MultiSite Monitor server is at the heart of the system. Configuration and administration is achieved through an administrator interface, and several clients may be defined and set up.



Communication between the server and the on-site controllers takes place within the boundaries of a firewalled environment.

The link between server and controller is not part of the product. The server supports all major communication protocols and technologies.

The MultiSite Monitor is fully supported through Eltek's service, support and training offerings, delivered worldwide by our more than 2 500 dedicated professionals.

always **on**

www.eltek.com/msm

